



2nd Quarter Update 2016

June 30, 2016

Included in this report:

Plan Update
How Canadians Measure Up
Where Members are Investing
Investment Performance



Canadian
Entertainment Industry

RETIREMENT PLAN



CEIRP Report 2nd Quarter 2016

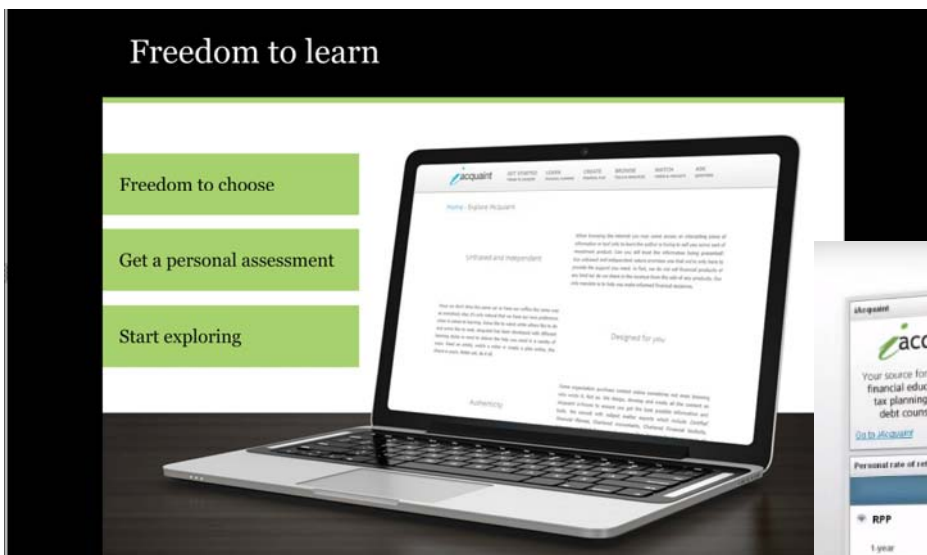
Plan Update

The Canadian Entertainment Industry Retirement Plan (CEIRP) Committee has been working hard with Great-West Life to ensure that plan members have access to tools and resources to make financial and retirement planning easier.

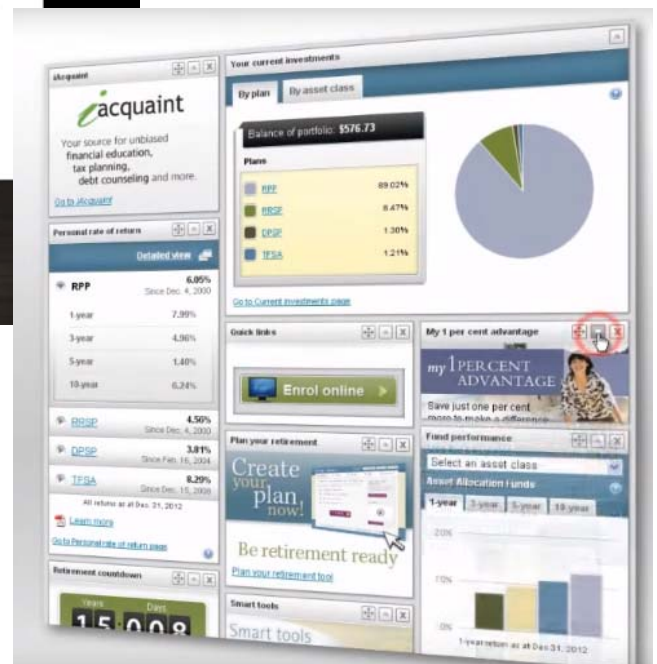
For example the CEIRP website (www.ceirp.ca) is continuously updated with education and communication materials that are easy to access.

Login to your retirement account at Great-West Life through their www.grsaccess.com website and access the Plan Your Retirement tool or iAcquaint.

A series of Webinars were also held this past month, hosted by a Great-West Life education team . If you missed these informative half hour sessions, recordings will soon be posted on www.ceirp.ca. Information on the next series of Webinars for CEIRP members will be emailed this fall - make sure to update your email address with Great-West Life.



Getting Financial Planning information to the membership is a high priority for CEIRP



Visit the CEIRP website today ~ www.ceirp.ca ~



How Canadians Measure Up

In the Dark

58%

of Canadians don't fully understand how much they need to save for their retirement

<http://www.blackrockinvestorpulse.com/ca/retirement-iq>

How Much is Enough?

Although many Canadians are wisely contributing to registered retirement plans (RRSPs) and tax free savings accounts (TFSA), four in ten are not saving enough for retirement at all regardless of age—jumping to 48% among those aged 25 to 34 years old. And among those saving, accumulated savings fall far short of what they need to live on with a retirement time horizon expected to last 25 years.

Great Expectations

Canadians say they need an income of \$47,000 per year to live comfortably in retirement, but the majority are not nearly saving enough to reach their target—even those who are closest to retirement age.

Logon to your retirement account through www.grsaccess.com or www.ceirp.ca and use the tools under Planning and Learning and see what retirement income your savings may generate.

Canadian Entertainment Industry RETIREMENT PLAN

THE Great-West Life ASSURANCE COMPANY

Home | About CEIRP | CEIRP Committee | Education zone | Communications | Resources | Français | Contact us

GRS Access

Important messages

Getting started
Find out how easy it is to join the plan.
Learn more

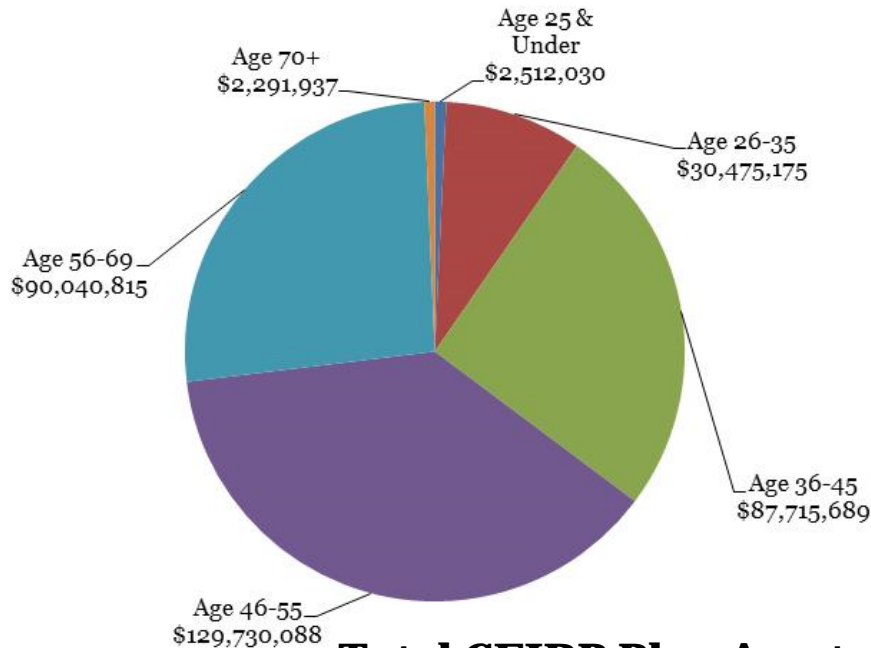
Getting serious
More information about investing and planning.
Learn more

GRS Access
Register for online access, check your account balance, make changes and more, by signing in to the secure website — www.grsaccess.com.



Where are CEIRP Members Investing?

Plan Assets by Age Band as at June 30, 2016



Total CEIRP Plan Assets: \$342,765,734

CLASS	Age 25 &	Age 26-35	Age 36-45	Age 46-55	Age 56-69	Age 70+	Total
Portfolio (Target	601,351	14,802,189	57,075,976	88,919,879	64,332,815	1,733,394	227,465,605
Cadence (Target	1,811,193	13,414,106	21,187,104	23,783,188	12,999,827	148,669	73,344,087
Balanced	19,339	780,592	3,135,601	4,432,949	3,046,737	58,166	11,473,384
Cdn Equity (Ethics) Fund	22,273	427,260	1,418,472	2,407,332	1,206,362	22,156	5,503,855
Cash and	57,873	1,051,028	4,898,535	10,186,739	8,455,075	329,553	24,978,803
TOTAL	2,512,030	30,475,175	87,715,689	129,730,088	90,040,815	2,291,937	342,765,734
% ASSETS	0.73%	8.89%	25.59%	37.85%	26.27%	0.67%	100.00%
MEMBERS	1,257	6,109	8,300	9,508	7,108	302	32,584
AVG MBR BAL	1,998	4,989	10,568	13,644	12,668	7,589	10,519

Totals shown are for all plans (RRSP, NRSP and TFSA)



Investment Performance

The CEIRP investment offering includes Portfolio Funds (Asset Allocation), Cadence Funds (Target Date), two Ethical funds, a five-year (guaranteed) investment account and a Daily Interest account. The Portfolio and Cadence Funds are broadly diversified, with fund managers specializing in different areas (i.e. Canadian, US, or foreign stocks, bonds, mortgages and real estate).

A fund performance review measures the fund's investment performance and determines whether or not the funds have met their rate of return objectives. Great-West Life reviews the investment returns and relative performance of the various fund managers twice a year. If a fund is not performing as expected, Great-West Life will monitor that fund's performance on a more frequent basis.

In addition to Great-West Life's internal review process, the Great-West Life Director - National Investment Services presents to the Retirement Committee on a quarterly basis, to provide detailed investment fund performance data. The Retirement Committee also independently reviews the performance with the assistance of the Plan Consultants.

It is important to keep sight of long term goals to ride out market ups and downs. A diversified portfolio can help moderate the volatility of returns and better protect capital over the long term. The Fund Review is updated monthly on www.grsaccess.com.

Gross Annualized Returns as at June 30, 2016

FUND NAME	YTD	1 YR	3 YR	5 YR	10 YR
Cadence (Target Date) Funds					
Cadence Retirement	3.21	4.63	7.31	6.95	n/a
Cadence 2010 RF	3.22	4.63	7.31	6.91	n/a
Cadence 2015	3.21	4.61	7.58	7.07	n/a
Cadence 2020	2.63	3.85	8.27	7.55	n/a
Cadence 2025	2.01	3.19	8.99	8.07	n/a
Cadence 2030	1.61	2.74	9.47	8.47	n/a
Cadence 2035	1.77	2.51	9.76	8.76	n/a
Cadence 2040	2.17	2.35	10.03	8.71	n/a
Cadence 2045	2.31	2.09	10.31	8.60	n/a
Cadence 2050	2.29	1.81	10.45	8.49	n/a
Cadence 2055	2.21	1.59	10.66	n/a	n/a
Portfolio (Target Risk) Funds					
Conservative Portfolio	3.47	4.63	6.96	6.86	6.37
Moderate Portfolio	3.28	4.72	7.91	7.68	6.63
Balanced Portfolio	1.55	2.84	8.79	8.04	6.39
Advanced Portfolio	0.77	1.12	9.70	8.48	6.34
Aggressive Portfolio	-0.05	-0.05	10.88	9.07	6.24
Balanced Funds					
Socially Responsible Balanced	2.85	4.35	n/a	n/a	n/a
Canadian Equity Funds					
Ethics	4.88	1.84	10.94	6.74	6.34

The indicated fund performance reflects changes in unit value and reinvestment of all distributions and are after deduction of all fund operating expenses and applicable taxes, but before the deduction of investment management fees and applicable taxes. The historical performance shown is that of the London Life segregated fund or the underlying third-party fund. Performance data is provided for illustrative purposes only and represents past performance, which is not necessarily indicative of future performance.